

Appendix A.

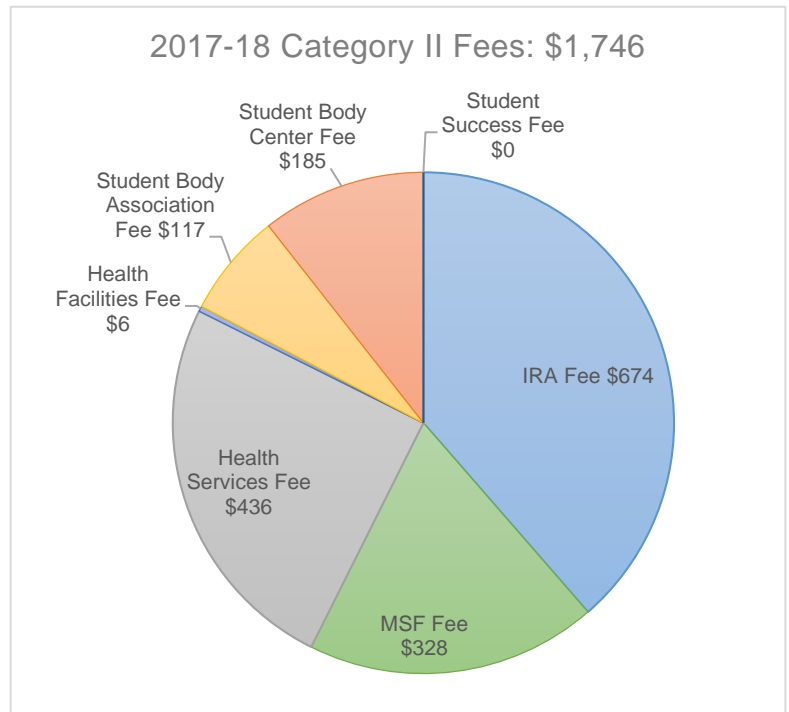
Humboldt State's Category II - Campus Mandatory Fees

Prepared by: University Budget Office

Date: February 9, 2018

Category II fees are campus mandatory fees that must be paid to enroll in or attend the university.

- HSU has the 5th highest campus mandatory fees in the CSU system
 - HSU had the 2nd highest back in 2012-13 – there has been a conscious effort to keep fee increases to a minimum in recent years
- HSU has the highest IRA Fee
- HSU has the 2nd highest Health Services Fee
- HSU has the 3rd highest Materials, Services, and Facilities (MSF) Fee
- HSU does not have a Student Success Fee – 12 CSU campuses do, although HSU's MSF Fee does have some similarities
- The only built in annual fee increases are for the Health Services Fee, which increases by HEPI (Higher Education Price Index – inflationary index specific to higher education), and the MSF Fee, which also increases by HEPI if an increase is justified to maintain services. The five-year average HEPI is about 2%.



Category II - Campus Mandatory Fees	2017-18 Annual Rate*	Distribution %	2017-18 Fee Revenue Budget	System Average	HSU Rank in CSU**	Notes
Instructionally Related Activities (IRA) Fee	674		\$ 5,233,000	211	1	Sonoma #2 at \$484
Athletics	525	77.9%	\$ 4,074,000			
HEIF	27	4.0%	\$ 209,000			
IRA Committee	64	9.5%	\$ 499,000			
Jack Pass	58	8.6%	\$ 451,000			
Materials, Services, and Facilities (MSF) Fee***	328		\$ 2,527,000	164	3	SLO #1 at \$1,186
College of Natural Resources & Sciences (CNRS)	164	50.0%	\$ 1,263,500			
College of Arts, Humanities & Social Sciences (CAHSS)	82	25.0%	\$ 631,750			
College of Professional Studies (CPS)	82	25.0%	\$ 631,750			
Health Services Fee	436		\$ 3,600,000	272	2	Maritime #1 at \$680
Health Facilities Fee	6		\$ 47,000	20	10	San Jose at \$120, 13 at \$6
Student Body Association Fee	117		\$ 920,000	151	17	Bakersfield #1 at \$383
Student Body Center (Campus Union) Fee	185		\$ 1,454,000	446	20	Chico #1 at \$798
Student Success Fee	-		\$ -	211	n/a	12 campuses have SS Fees
Total Category II Campus Mandatory Fees***	1,746		\$ 13,781,000	1,475	5	HSU was #2 in 2012-13

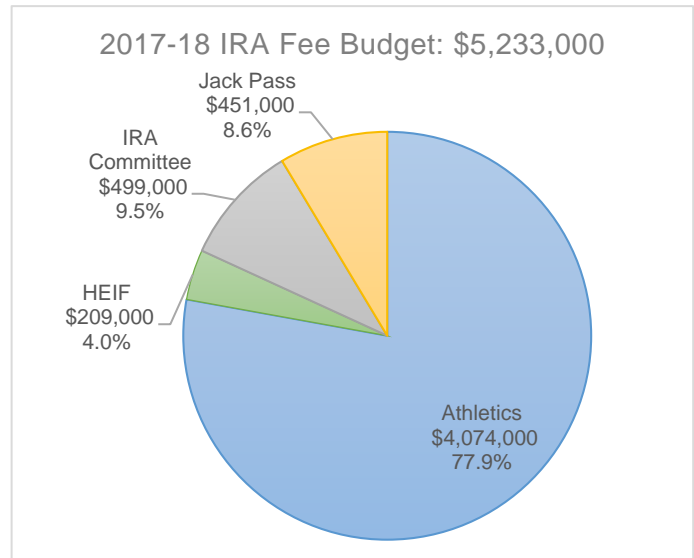
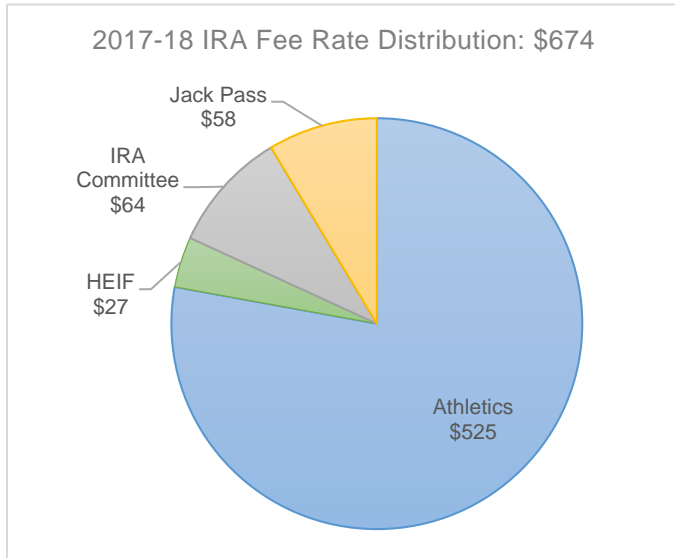
HSU Tuition and Fee Information: <https://www2.humboldt.edu/financialservices/node/44>

CSU System Fee Rates: <http://www.calstate.edu/budget/student-fees/fee-rates/>

CSU System Fee Policy Information: <http://www.calstate.edu/budget/student-fees/fee-policy/>

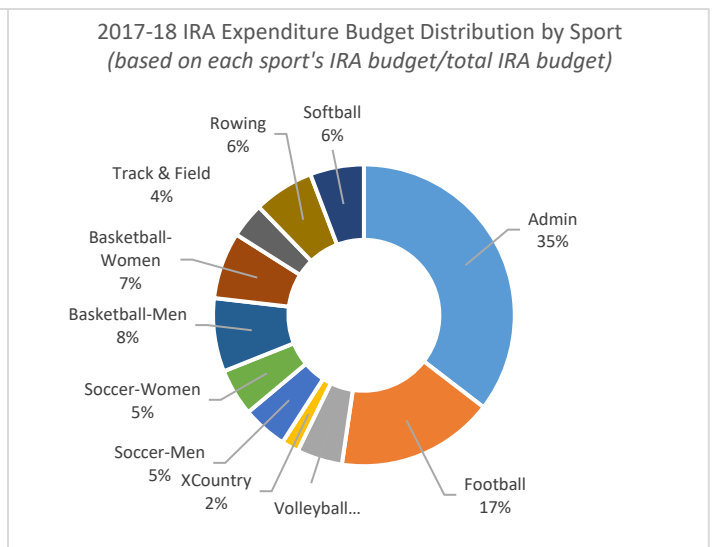
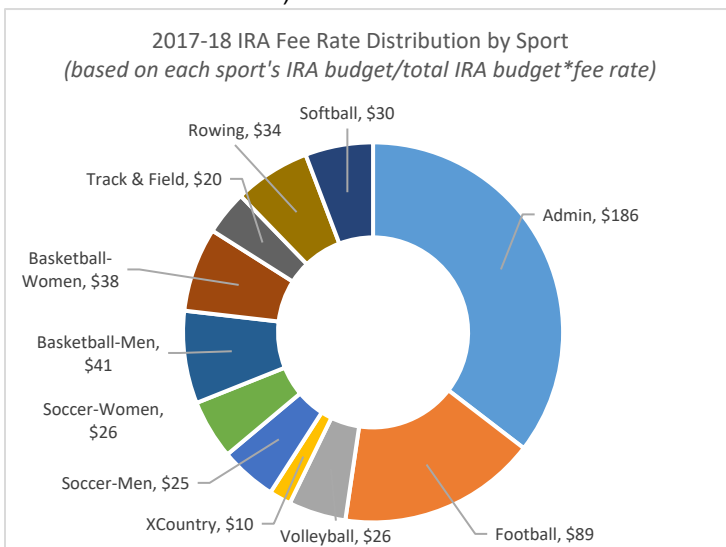
The IRA Fee provides funding for Intercollegiate Athletics, the Humboldt Energy Independence Fund (HEIF), the IRA Committee and the Jack Pass.

- Intercollegiate Athletics uses this funding, along with donations, ticket sales, concessions, etc., to cover sports program costs.
- HEIF funds are used for student-driven projects to help reduce the environmental impact of HSU's energy use.
- The IRA Committee is a committee of the University Senate that provides funding for a variety of instructionally related student activities and programs.
- The Jack Pass allows students to ride on public transportation by simply showing their current student ID card.



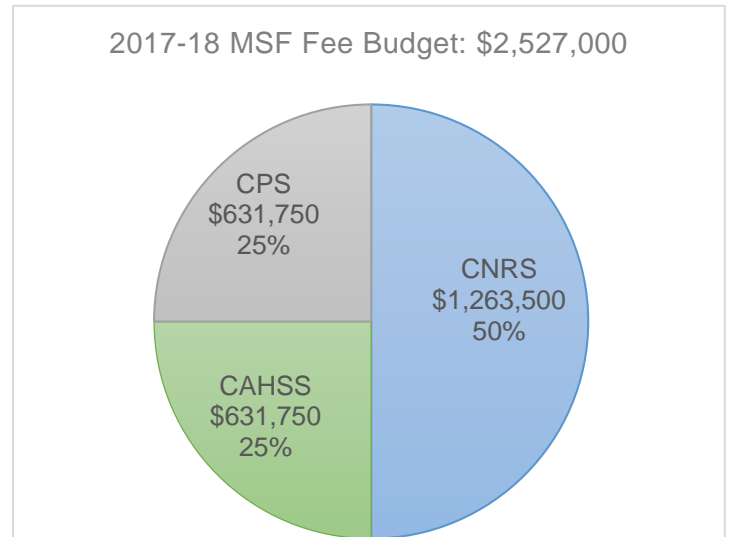
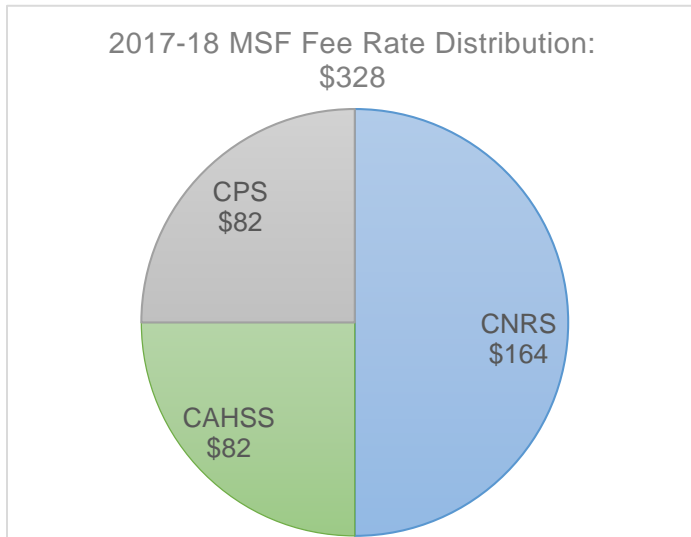
Athletics IRA Fee Detail:

- The IRA Fee supports approximately 80% of Athletics operating costs (e.g. personnel costs, team travel, equipment).
- The Admin department consists of Athletics' administrative costs (e.g. director, public information, marketing, admin support, and centrally managed costs that support all sports such as trainers, equipment managers, conference fees).

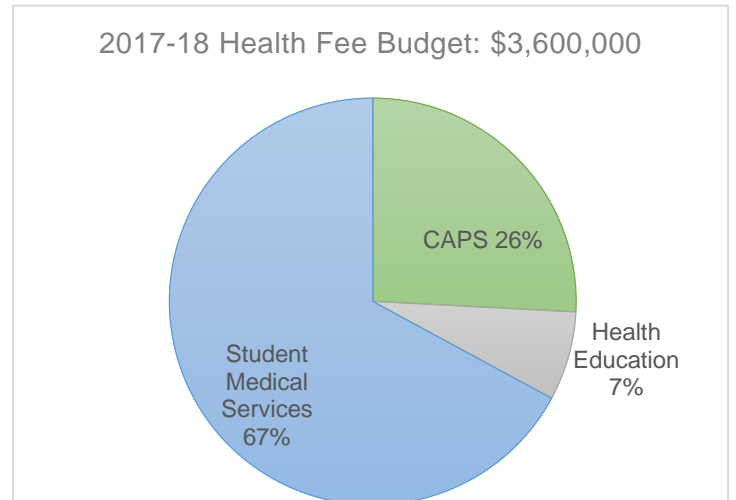


The Materials, Services, and Facilities (MSF) fee supports supplemental instruction material above the basic classroom level to enhance learning experience for students. The MSF Fee is distributed to the three academic colleges, with 50% allocated to the College of Natural Resources and Sciences (CNRS), 25% to the College of Arts, Humanities, and Social Sciences (CAHSS), and 25% to the College of Professional Studies.

A few examples of activities supported by this fee: field trips under \$50, the CNRS core facility, the Marine Lab, and previously charged course fees (e.g. lab fees, art supplies).



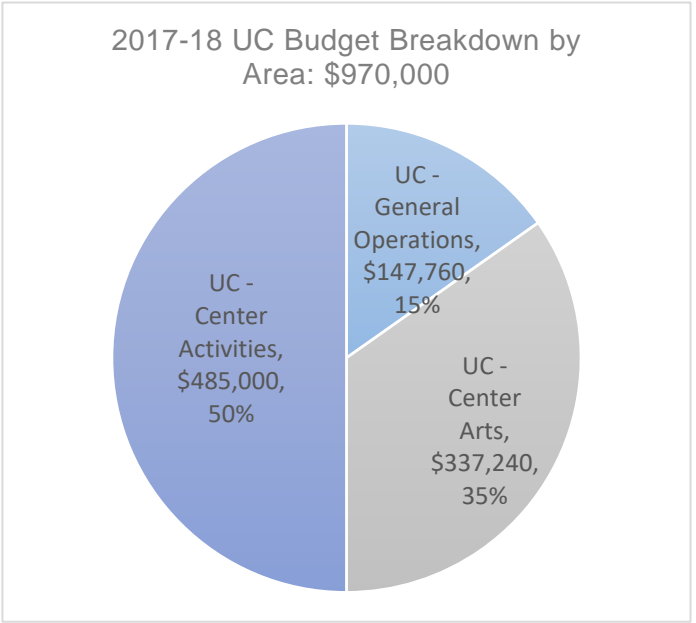
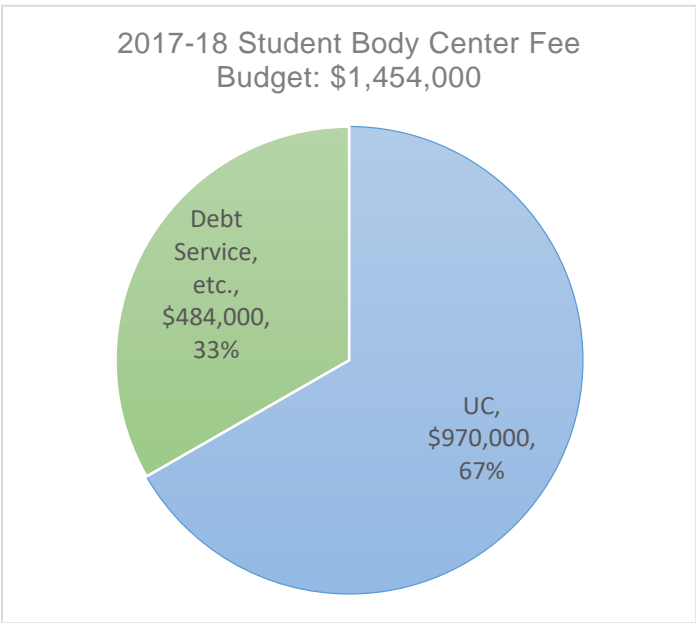
The Health Services Fee, also referred to as the Student Health Fee, supports the operation of on-campus student health and counseling services. This service is available and provided for all students even if they have private health insurance. The annual fee rate for the Student Health Fee in 2017-18 was \$436. The charts on the right reflect the current percent distribution of the overall Health and Wellbeing Services budget between Student Medical Services, Counseling and Psychological Services, and Health Education. In addition, Health and Wellbeing Services received \$733,000 in support in the 2017-18 budget from the University's Operating Fund.



The Health Facilities Fee provides funds for the repair and maintenance of the University Health Center building and equipment. The current fee is \$6 per year. Of the \$47,000 this fee generates, about 1/3 of the fee covers system/state overhead costs and the remaining revenue supports facility related maintenance and repairs.

The Student Body Association Fee is budgeted in the Associated Students auxiliary organization. These resources are used to provide services and activities for HSU students. The annual fee rate is \$117, which generates approximately \$920,000. 100% of the fee supports AS related activities.

The Student Body Center Fee, also referred to as the Campus Union Fee, is used to manage the student center and to make debt service payments on the bond that covered the construction costs of the campus union and recreation center buildings. The annual Student Body Center Fee is \$185. There is no exact split for this fee - after debt service and system/state overhead charges are covered, the remaining balance is distributed to the University Center (UC) to support the Campus Union and other student related activities.



Appendix B.

2017-18 CSU tuition and fee rates

2017-18 California State University Tuition and Fee Rates										
	Undergraduate Tuition*		Health Facilities	Health Services	Instructionally Related Activities	Materials Services & Facilities	Student Success	Student Association	Student Center	Tuition + Campus Fees
	Up to 6 units	Above 6 units								
Bakersfield	\$3,330	\$5,742	\$6	\$302	\$183	\$62	\$0	\$383	\$469	\$7,147
Channel Islands	3,330	5,742	6	190	260	145	0	150	324	6,817
Chico	3,330	5,742	6	276	286	106	0	134	798	7,348
Dominguez Hills	3,330	5,742	6	150	10	5	455	135	334	6,837
East Bay	3,330	5,742	6	225	129	3	240	129	360	6,834
Fresno	3,330	5,742	6	226	264	46	0	69	232	6,585
Fullerton	3,330	5,742	6	163	73	73	369	151	273	6,850
Humboldt	3,330	5,742	6	436	674	333	0	117	185	7,493
Long Beach	3,330	5,742	6	90	50	10	346	120	366	6,730
Los Angeles	3,330	5,742	6	165	126	5	266	54	275	6,639
Maritime	3,330	5,742	14	680	130	280	0	210	0	7,056
Monterey Bay	3,330	5,742	0	186	254	165	0	96	600	7,043
Northridge	3,330	5,742	6	120	30	5	228	188	556	6,875
Pomona	3,330	5,742	6	256	48	0	415	133	739	7,339
Sacramento	3,330	5,742	45	236	373	0	0	134	674	7,204
San Bernardino	3,330	5,742	26	252	156	15	173	123	398	6,885
San Diego	3,330	5,742	50	300	374	50	400	70	474	7,460
San Francisco	3,330	5,742	6	314	236	684	0	108	164	7,254
San Jose	3,330	5,742	120	295	0	31	631	185	717	7,721
San Luis Obispo	3,330	5,742	10	315	313	1,186	833	322	739	9,460
San Marcos	3,330	5,742	50	302	80	249	500	100	630	7,653
Sonoma	3,330	5,742	36	400	484	36	0	234	792	7,724
Stanislaus	3,330	5,742	20	392	316	278	0	126	164	7,038
Average	\$3,330	\$5,742	\$20	\$272	\$211	\$164	\$211	\$151	\$446	\$7,217
Average Campus Mandatory Fees										\$1,475
Credential Program Tuition*	\$3,864	\$6,660								
Graduate/Post Baccalaureate Tuition*	\$4,164	\$7,176								
Education Doctorate Tuition*		\$11,838								
Nursing Practice Doctorate Tuition*		\$15,270								
Physical Therapy Doctorate Tuition*		\$17,196								
Graduate Business Professional*			\$180/quarter unit, \$270/semester unit in addition to graduate tuition and non-resident tuition if applicable.							
Non Resident Tuition*			\$264/quarter unit or \$396/semester unit in addition to applicable tuition rates.							
*The campus mandatory fees are paid in addition to the above tuition rates.										

Appendix C

Ten-year history of HSU's Category II student fees (2008-09 to 2017-18 and proposals for 2018-19)

HSU Category II Fee History

Date: March 8, 2018

HSU CATEGORY	2008-09	2009-10	2010-11	2011-12	2012-13	2013-14	2014-15	2015-16	2016-17	2017-18	2018-19 Proposed**
Health Services*	\$280	\$294	\$384	\$388	\$396	\$402	\$408	\$420	\$428	\$436	\$612
Health Facilities	\$6	\$6	\$6	\$6	\$6	\$6	\$6	\$6	\$6	\$6	\$110
Instructionally Related Activities (IRA)	\$518	\$544	\$556	\$620	\$674	\$674	\$674	\$674	\$674	\$674	\$674
Materials Services & Facilities (MSF)*	\$0	\$0	\$288	\$290	\$296	\$299	\$306	\$316	\$322	\$328	\$340
Student Services	\$0	\$0	\$0	\$0	\$0	\$0	\$0	\$0	\$0	\$0	\$0
Student Association	\$101	\$101	\$101	\$101	\$101	\$101	\$113	\$117	\$117	\$117	\$117
Student Center (Campus Union)	\$185	\$185	\$185	\$185	\$185	\$185	\$185	\$185	\$185	\$185	\$264
Total Campus Based Fees	\$1,090	\$1,130	\$1,520	\$1,590	\$1,658	\$1,667	\$1,692	\$1,718	\$1,732	\$1,746	\$2,417
\$ Change from Prior Year	\$40	\$390	\$70	\$68	\$9	\$25	\$26	\$14	\$14	\$14	\$371
% Change from Prior Year	4%	35%	5%	4%	1%	1%	1%	2%	1%	1%	21%

*Health and MSF include annual FER increase (MSF must be justified)

**2018-19 proposed amounts are not final and are subject to change - listed for discussion purposes only

System Average	802	866	938	1045	1140	1214	1287	1343	1409	1475
System Ave \$ Change from Prior Year	\$64	\$72	\$107	\$95	\$74	\$73	\$56	\$66	\$66	\$66
System Ave % Change from Prior Year	8%	8%	11%	9%	6%	6%	4%	5%	5%	5%

CHANCE COMPARISONS

HSU 10 Yr Average Annual % Change (08-09 to 17-18)	6%
System 10 Yr Average Annual % Change (08-09 to 17-18)	7%
HSU 5 Yr Average Annual % Change (13-14 to 17-18)	1%
System 5 Yr Average Annual % Change (13-14 to 17-18)	5%